


Catalyst 3750 Series Device Manager Admin - Logout

Refresh Print Help Cisco Systems

Uptime: 2 weeks, 1 day, 2 hours, 10 minutes Next refresh in 47 seconds



PORT STATUS NO LINK LINK UP PORT DISABLED ADMIN DISABLED LINK FAULTY SYSTEM LED SWITCH HEALTHY SWITCH FAULTY

- Contents
Dashboard
Monitor
Configuration
Tools
Help

Dashboard

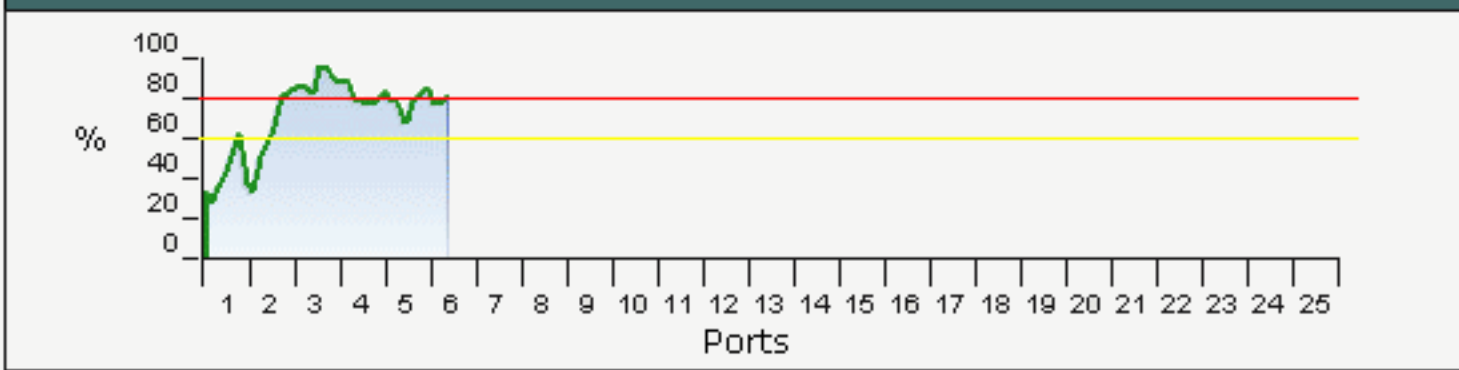
Switch Information
Switch Name: Main PDQ
IP Address: 34.234.104.7
MAC Address: 00:30:65:d6:36:ba
Serial Number: CSJ0711U023
Software Version: 12.1(20030915:234708)
Compiled On: unknown


Power Gauge
Power Consumed: 13.2 Watts
Power Remaining: 356.8 Watts
Power Available: 370.0 Watts
Ports Denied Power: 3

Switch Health

CPU Utilization 63%
Memory Utilization 46%
Bandwidth Utilization 32%
Fan Temperature 67°

Port Utilization





PORT STATUS NO LINK LINK UP PORT DISABLED ADMIN DISABLED LINK FAULTY SYSTEM LED SWITCH HEALTHY SWITCH FAULTY

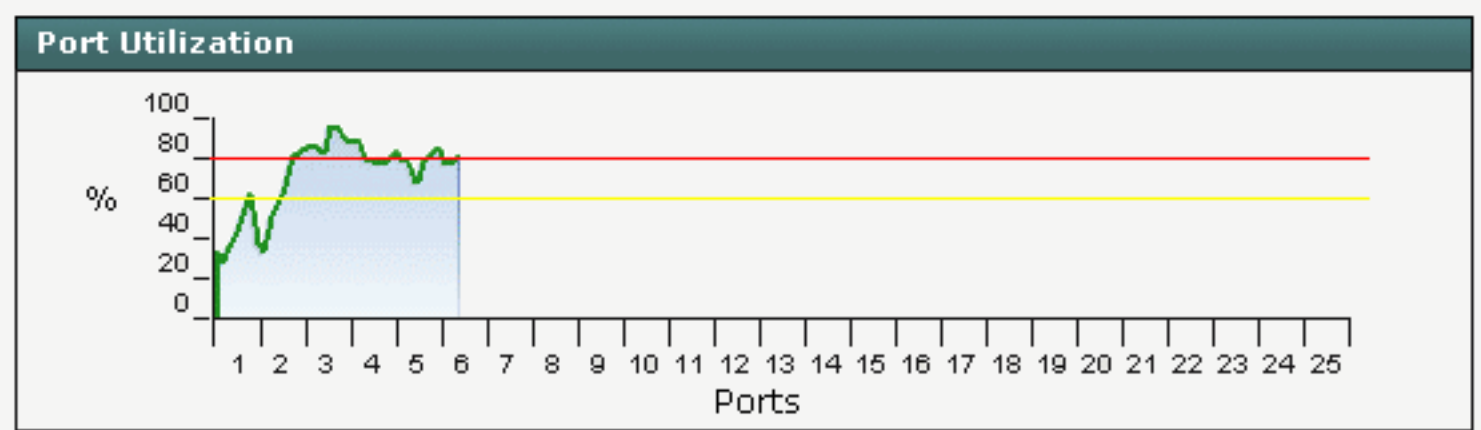
- Contents
Dashboard
Monitor
Health
Port Status
Port Statistics
Configuration
Smartports
Port Settings
Express Setup
Reset to Factory
Restart Switch
Tools
Telnet
Software Upgrade
CNA Download
Support
Getting Started
Support

Dashboard

Switch Information
Switch Name: Main PDQ
IP Address: 34.234.104.7
MAC Address: 00:30:65:d6:36:ba
Serial Number: CSJ0711U023
Software Version: 12.1(20030915:234708)
Complieled On: unknown

Power Gauge
Power Consumed: 13.2 Watts
Power Remaining: 356.8 Watts
Power Available: 370.0 Watts
Ports Denied Power: 3

Switch Health
CPU Utilization: 63%
Memory Utilization: 46%
Bandwidth Utilization: 32%
Fan Temperature: 67°



Catalyst 3750 Series Device Manager Admin - Logout

Refresh Print Legend Software Updates Help

Cisco Systems

Uptime: 2 weeks, 1 day, 2 hours, 10 minutes Next refresh in 47 seconds

MODE: STATUS

Catalyst 3750 SERIES


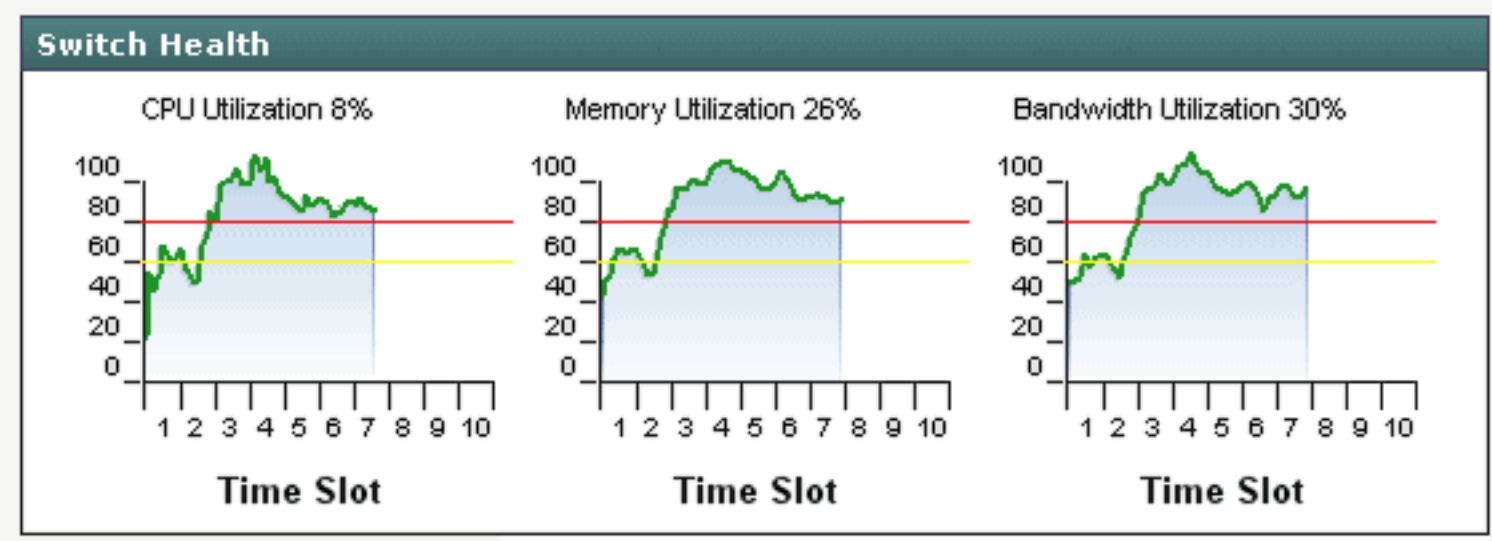
PORT STATUS: NO LINK, LINK UP, PORT DISABLED, ADMIN DISABLED, LINK FAULTY

SYSTEM LED: SWITCH HEALTHY, SWITCH FAULTY

Contents

- Dashboard
- Monitor
  - Health
  - Port Status
  - Port Statistics
- Configuration
  - Smartports
  - Port Settings
  - Express Setup
  - Reset to Factory
  - Restart Switch
- Tools
  - Telnet
  - Software Upgrade
  - CNA Download
- Support
  - Getting Started
  - Support

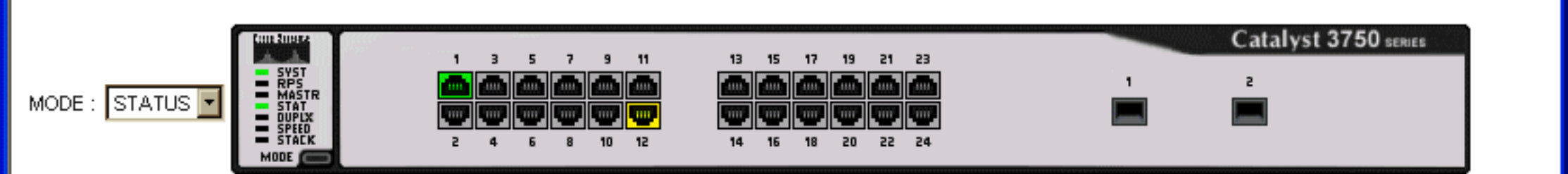
Health



Catalyst 3750 Series Device Manager Admin - Logout

Refresh Print Legend Software Updates Help


Uptime: 2 weeks, 1 day, 2 hours, 10 minutes Next refresh in 47 seconds



PORT STATUS NO LINK LINK UP PORT DISABLED ADMIN DISABLED LINK FAULTY SYSTEM LED SWITCH HEALTHY SWITCH FAULTY

Contents: Dashboard, Monitor (Health, Port Status, Port Statistics), Configuration (Smartports, Port Settings, Express Setup, Reset to Factory, Restart Switch), Tools (Telnet, Software Upgrade, CNA Download), Support (Getting Started, Support)

Port Status table with columns: Port, Description, Enabled, Speed, Duplex, Flow Control. Rows 1-19.



Contents

- Dashboard
- Monitor
  - Health
  - Port Status
  - Port Statistics
- Configuration
  - Smartports
  - Port Settings
  - Express Setup
  - Reset to Factory
  - Restart Switch
- Tools
  - Telnet
  - Software Upgrade
  - CNA Download
- Support
  - Getting Started
  - Support

Port Statistics

Overview Transmit Detail Receive Detail

Port Statistics	Port	Transmitted (bytes)	Transmitted (pkts)	Received (bytes)
<input type="checkbox"/>	1	2124505765	2124505765	112450576
<input type="checkbox"/>	2	0	0	0
<input type="checkbox"/>	3	0	0	0
<input type="checkbox"/>	4	0	0	0
<input type="checkbox"/>	5	0	0	0
<input type="checkbox"/>	6	0	0	0
<input type="checkbox"/>	7	0	0	0
<input type="checkbox"/>	8	0	0	0
<input type="checkbox"/>	9	0	0	0
<input type="checkbox"/>	10	0	0	0
<input type="checkbox"/>	11	0	0	0
<input type="checkbox"/>	12	0	0	0
<input type="checkbox"/>	13	0	0	0
<input type="checkbox"/>	14	0	0	0

View Statistics

Catalyst 3750 Series Device Manager Admin - Logout

Refresh Print Legend Software Updates Help

Uptime: 2 weeks, 1 day, 2 hours, 10 minutes Next refresh in 47 seconds

Catalyst 3750 SERIES MODE: STATUS [Legend: PORT STATUS, SYSTEM LED]

- Contents
- Dashboard
- Monitor
- Configuration
- Tools
- Support

Configure Smartports
Device Macros
Global Macro: [radio] enabled [radio checked] disabled
Apply Revert

Catalyst 3750 Series Device Manager Admin - Logout

Refresh Print Legend Software Updates Help

CISCO SYSTEMS

Uptime: 2 weeks, 1 day, 2 hours, 10 minutes Next refresh in 47 seconds

MODE: STATUS

PORT STATUS NO LINK LINK UP PORT DISABLED ADMIN DISABLED LINK FAULTY SYSTEM LED SWITCH HEALTHY SWITCH FAULTY

Contents

- Dashboard
- Monitor
  - Health
  - Port Status
  - Port Statistics
- Configuration
  - Smartports
  - Port Settings
  - Express Setup
  - Reset to Factory
  - Restart Switch
- Tools
  - Telnet
  - Software Upgrade
  - CNA Download
- Support
  - Getting Started
  - Support


Configure Smartports

Device Macros Port Macros Customize

With Smartports, you configure the device to build your network using Cisco-recommended best practices. this is done using the cisco-global macro. applying the macro helps you globally configure the essential security, availability, Quality of Service (QoS), and manageability features on the switch.

Global Macro:  enabled  disabled

Apply Revert



Contents

- Dashboard
- Monitor
  - Health
  - Port Status
  - Port Statistics
- Configuration
  - Smartports
  - Port Settings
  - Express Setup
  - Reset to Factory
  - Restart Switch
- Tools
  - Telnet
  - Software Upgrade
  - CNA Download
- Support
  - Getting Started
  - Support

Configure Smartports


Device Macros Port Macros Customize

With Smartports, you configure the ports to use Cisco-recommended best practices for Desktops. By applying the Desktop Macro you can enable Port Security, Port Fast .....

Set all ports to: Desktop

1	3	5	7	9	11	13	15	17	19	21	23		
2	4	6	8	10	12	14	16	18	20	22	24	25	26

Apply Revert



Contents


- Dashboard
- Monitor
  - Health
  - Port Status
  - Port Statistics
- Configuration
  - Smartports
  - Port Settings
  - Express Setup
  - Reset to Factory
  - Restart Switch
- Tools
  - Telnet
  - Software Upgrade
  - CNA Download
- Support
  - Getting Started
  - Support

Configure Smartports

Device Macros Port Macros **Customize**

Desktop Ports	VLAN
1	1
2	1
3	1
4	1
5	1
6	1
7	1
8	1
9	1
10	1
11	1
12	1

Apply Revert



Contents


- Dashboard
- Monitor
  - Health
  - Port Status
  - Port Statistics
- Configuration
  - Smartports
  - Port Settings
  - Express Setup
  - Reset to Factory
  - Restart Switch
- Tools
  - Telnet
  - Software Upgrade
  - CNA Download
- Support
  - Getting Started
  - Support

Port Settings

**Quicktip:** Use the Port Settings Configuration Panel to enhance performance on your network. Full duplex mode yields the highest network throughput. For more info, review [Port Settings Help](#). Hide

Port	Description	Enabled	Speed	Duplex	Flow Control
1		<input type="checkbox"/>	auto	full	off
2		<input type="checkbox"/>	auto	full	off
3		<input type="checkbox"/>	auto	full	off
4		<input type="checkbox"/>	auto	full	off
5		<input type="checkbox"/>	auto	full	off
6		<input type="checkbox"/>	auto	full	off
7		<input type="checkbox"/>	auto	full	off
8		<input type="checkbox"/>	auto	full	off
9		<input type="checkbox"/>	auto	full	off
10		<input type="checkbox"/>	auto	full	off

Apply Revert



Contents

- Dashboard
- ▼ Monitor
  - Health
  - Port Status
  - Port Statistics
- ▼ Configuration
  - Smartports
  - Port Settings
  - Express Setup
  - Reset to Factory
  - Restart Switch
- ▼ Tools
  - Telnet
  - Software Upgrade
  - CNA Download
- ▼ Support
  - Getting Started
  - Support

Express Setup

**Network Settings**

IP Address:

Subnet Mask:

Default Gateway:

---

**Optional Settings**

Switch Name:

User Name:

Password:

Confirm Password:

Catalyst 3750 Series Device Manager Admin - Logout

Refresh Print Legend Software Updates Help

Cisco Systems

Uptime: 2 weeks, 1 day, 2 hours, 10 minutes Next refresh in 47 seconds

MODE: STATUS

PORT STATUS NO LINK LINK UP PORT DISABLED ADMIN DISABLED LINK FAULTY SYSTEM LED SWITCH HEALTHY SWITCH FAULTY

**Contents**


- Dashboard
- ▼ Monitor
  - Health
  - Port Status
  - Port Statistics
- ▼ Configuration
  - Smartports
  - Port Settings
  - Express Setup
  - Reset to Factory
  - Restart Switch
- ▼ Tools
  - Telnet
  - Software Upgrade
  - CNA Download
- ▼ Support
  - Getting Started
  - Support

**Reset to Factory Defaults**

**Warning:** checking the "Reset to Factory Defaults" and submitting this page will reset the switch to the Factory Defaults and restart the switch. All Configuration information including the IP address will be removed and the connectivity to the switch will be lost.

**Select the checkbox and click on Apply to restart the switch.**

Reset to Factory Defaults



Contents


- Dashboard
- ▼ Monitor
  - Health
  - Port Status
  - Port Statistics
- ▼ Configuration
  - Smartports
  - Port Settings
  - Express Setup
  - Reset to Factory
  - Restart Switch
- ▼ Tools
  - Telnet
  - Software Upgrade
  - CNA Download
- ▼ Support
  - Getting Started
  - Support

Restart Switch

**Warning:** checking the "Restart Switch" and submitting this page will restart the switch. Network connectivity will be interrupted.

**Click on Apply to restart the switch.**

Restart switch



**PORT STATUS** NO LINK LINK UP PORT DISABLED ADMIN DISABLED LINK FAULTY  
**SYSTEM LED** SWITCH HEALTHY SWITCH FAULTY


- Contents**
- Dashboard
  - ▼ Monitor
    - Health
    - Port Status
    - Port Statistics
  - ▼ Configuration
    - Smartports
    - Port Settings
    - Express Setup
    - Reset to Factory
    - Restart Switch
  - ▼ Tools
    - Telnet
    - Software Upgrade
    - CNA Download
  - ▼ Support
    - Getting Started
    - Support

**Telnet**

**Telnet Console**

The Telnet Console provides access to the switch CLI interface. CLI is an advanced method of communicating with your Cisco switch and is recommended for experts only. The Telnet Console will launch in a new window.

[Launch a Telnet Console](#)



Contents

- Dashboard
- ▼ Monitor
  - Health
  - Port Status
  - Port Statistics
- ▼ Configuration
  - Smartports
  - Port Settings
  - Express Setup
  - Reset to Factory
  - Restart Switch
- ▼ Tools
  - Telnet
  - Software Upgrade
  - CNA Download
- ▼ Support
  - Getting Started
  - Support

Software Upgrade

**Switch Software Version**

Running software version: 12.2 (0.0.317) SE

**Software Update URL and Updater**


Download the latest software image from <http://www.cisco.com>. Once downloaded, select the software image using the browse button and click Upgrade.

**Upgrade Status**

None


Catalyst 3750 Series Device Manager Admin - Logout

Refresh Print Legend Software Updates Help



Uptime: 2 weeks, 1 day, 2 hours, 10 minutes Next refresh in 47 seconds

MODE: STATUS



- Contents**
- Dashboard
  - ▼ Monitor
    - Health
    - Port Status
    - Port Statistics
  - ▼ Configuration
    - Smartports
    - Port Settings
    - Express Setup
    - Reset to Factory
    - Restart Switch
  - ▼ Tools
    - Telnet
    - Software Upgrade
    - CNA Download
  - ▼ Support
    - Getting Started
    - Support

**CNA Download**

**CNA Java Client**

The CNS Java Client provides enhanced functionality for switch resource management. Cisco recommends this upgrade to those who need the ultimate in switch monitoring and control. For more information, see [Cisco.com](http://Cisco.com) or contact your local Cisco Dealer.

[CNA Java Client \(8.3MB\) - Version 3.72](#)

Catalyst 3750 Series Device Manager Admin - Logout

Refresh Print Legend Software Updates Help Cisco Systems

Uptime: 2 weeks, 1 day, 2 hours, 10 minutes Next refresh in 47 seconds

MODE: STATUS Catalyst 3750 SERIES Port status legend: NO LINK, LINK UP, PORT DISABLED, ADMIN DISABLED, LINK FAULTY, SYSTEM LED, SWITCH HEALTHY, SWITCH FAULTY

- Contents
Dashboard
Monitor
Health
Port Status
Port Statistics
Configuration
Smartports
Port Settings
Express Setup
Reset to Factory
Restart Switch
Tools
Telnet
Software Upgrade
CNA Download
Support
Getting Started
Support

Getting Started

Catalyst 3750 Series Device Manager Admin - Logout


Refresh Print Legend Software Updates Help Cisco Systems

Uptime: 2 weeks, 1 day, 2 hours, 10 minutes Next refresh in 47 seconds

Catalyst 3750 SERIES MODE: STATUS [Legend: SYST, RPS, MASTR, STAT, DUPLX, SPEED, STACK] [Port Status: NO LINK, LINK UP, PORT DISABLED, ADMIN DISABLED, LINK FAULTY] [System LED: SWITCH HEALTHY, SWITCH FAULTY]

Contents
Dashboard
Monitor
Health
Port Status
Port Statistics
Configuration
Smartports
Port Settings
Express Setup
Reset to Factory
Restart Switch
Tools
Telnet
Software Upgrade
CNA Download
Support
Getting Started
Support

Support
Welcome to eXpresso Support
The following information is intended to assist users in eXpresso operation. eXpresso usage requires a moderate amount of technical ability. Please review the enclosed links for a complete overview of eXpresso.
Documentation:
Catalyst 3750 Documentation
Hardware specifications
Catalyst 3750 FAQs
Technical Assistance Center:
TAC Home
Contact TAC
Show information commonly needed by TAC
Cisco:
www.cisco.com



- Contents
- Dashboard
  - Monitor
  - Configuration
  - Tools
  - Help

### Dashboard

#### Switch Information

**Switch Name:** Main PDQ  
**IP Address:** 34.234.104.7  
**MAC Address:** 00:30:65:d6:36:ba  
**Serial Number:** CSJ0711U023  
**Software Version:** 12.1(20030915:234708)  
**Complied On:** unknown

#### Power Gauge

**Power Consumed:** 13.2 Watts  
**Power Remaining:** 356.8 Watts  
**Power Available:** 370.0 Watts  
**Ports Denied Power:** 3

#### Switch Health

<b>CPU Utilization</b> <p>63%</p>	<b>Memory Utilization</b> <p>46%</p>	<b>Bandwidth Utilization</b> <p>32%</p>	<b>Fan Temperature</b> <p>67°</p>
--------------------------------------	---	--	--------------------------------------

